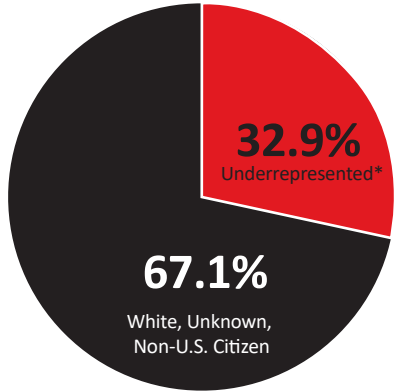




STUDENT PROFILE



UNDERGRADUATE
Headcount: 19,107 Credit Hours: 265,555
GRADUATE
Headcount: 2,439 Credit Hours: 17,897
TOTAL
Headcount: 21,546 Credit Hours: 283,452

*Includes: American Indian or Alaska Native, Asian, Black or African American, Hispanic/Latino, Native Hawaiian or Other Pacific Islander, Two or More Races

ADMISSIONS - DEGREE SEEKING STUDENTS*

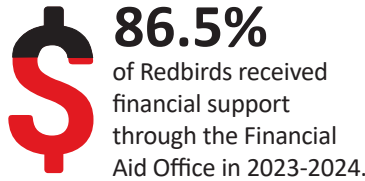
*Includes summer matriculants

Applied to Cohort	21,573
Admitted	19,017
FIRST TIME IN COLLEGE (FTIC) New Enrollment	4,285
Applied to Cohort	3,492
Admitted	3,161
EXTERNAL UNDERGRADUATE TRANSFERS New Enrollment	1,788
Applied to Cohort	2,839
Admitted	1,828
GRADUATE STUDENTS New Enrollment	987


TOP 5 PRIMARY MAJORS

1. Elementary Education
2. Business Administration
3. Psychology
4. Marketing
5. Nursing (Prelicensure)

FINANCIAL SUPPORT



IN-STATE RESIDENCY



STUDENT-TO-FACULTY RATIO

19:1

6-YEAR GRADUATION RATE

64.5% For the adjusted Fall 2018 cohort of new, full-time, first-time-in-college students

FALL 2023 TO FALL 2024 RETENTION RATE

81.4% For the adjusted Fall 2023 cohort of new, full-time, first-time-in-college students

DEGREES AWARDED FY24

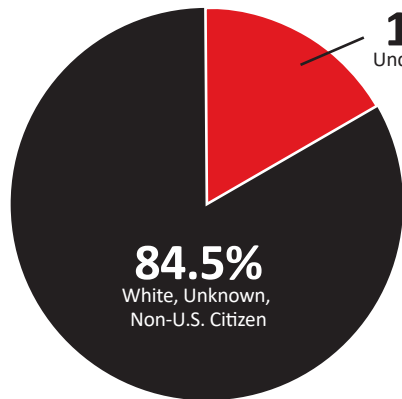
4,512 Bachelor's
 876 Master's
 59 Doctorate
 333 Certificate

5,780 TOTAL DEGREES AWARDED

TOP 5 DEGREES AWARDED FY24

1. Elementary Education
2. Marketing
3. Special Education
4. Psychology
5. Nursing (Prelicensure)

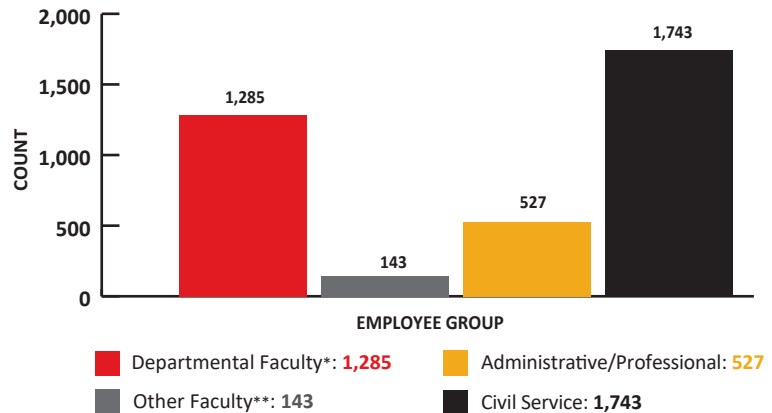
EMPLOYEE PROFILE



TOTAL EMPLOYEES
Headcount: 3,698

*Includes: American Indian or Alaska Native, Asian, Black or African American, Hispanic/Latino, Native Hawaiian or Other Pacific Islander, Two or More Races

HEADCOUNT BY EMPLOYEE GROUP



*Includes Department Chairs and School Directors

**Includes Non-Departmental Faculty, Milner Library Faculty, and Lab School

