



# ILLINOIS STATE UNIVERSITY

*Illinois' first public university.*

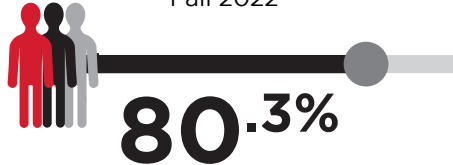
## FALL 2022 STUDENT DATA

### Enrollment

Undergraduate	18,055
Graduate	2,628
<b>Total</b>	<b>20,683</b>

### Retention Rate

Percentage of Fall 2021 first time in college (FTIC) returning for Fall 2022



### Graduation Rate

Six-year rate of Fall 2016 FTIC graduating before 7th fall

**67.0%**



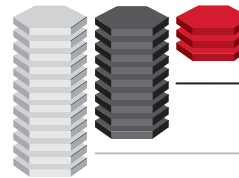
### Enrollment by Gender

Woman 57.3%

Man 41.8%

Non-Binary or Not Disclosed reported 0.9%

### New Students



Enrolled: 6,586

Accepted: 22,222

Applicants: 26,469

### Percent of Underrepresented Students

**28.6%**

### Credit Hours



Undergraduate 248,423.5

Graduate 19,378.5

**Total 267,802**

**94%**

Students from Illinois

Percentage of Students who Received Financial Support for FY22

**93.0%\***

\*This percentage includes HEERF funding

### Top 5 Degrees Conferred

FY 2022

1. Elementary Education
2. Marketing
3. Special Education
4. Psychology
5. Nursing (Prelicensure)

### FACULTY & STAFF DATA

Student-to-Faculty Ratio

**19:1**

Fall 2021

Percent of Underrepresented Faculty/Staff

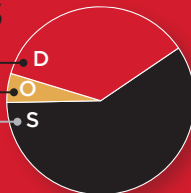
**15.3%**

### Degrees Awarded

FY 2022	Bachelor's	4,246
	Master's	835
	Doctorate	73
	Certificate	246

### Faculty/Staff Counts

Departmental faculty	1,193
Other faculty	142
Staff	2,114
<b>Total</b>	<b>3,449</b>



### Top 5 Declared Majors for Fall 2022 enrollment

1. Elementary Education
2. Business Administration
3. Marketing
4. Psychology
5. Nursing (Prelicensure)

[PRPA.ILLINOISSTATE.EDU](http://PRPA.ILLINOISSTATE.EDU)

Planning, Research, and Policy Analysis

Campus Box 3490 • Normal, IL 61790-3490 • (309) 438-8393 • [prpa@IllinoisState.edu](mailto:prpa@IllinoisState.edu)